

# Arranging Squares

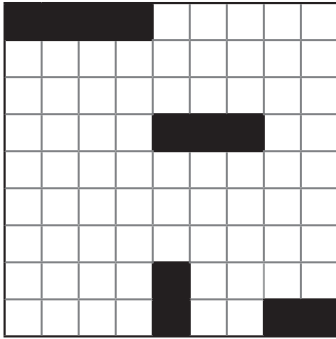
Practice 3B: Chapter 5, page 61

www.BeastAcademy.com

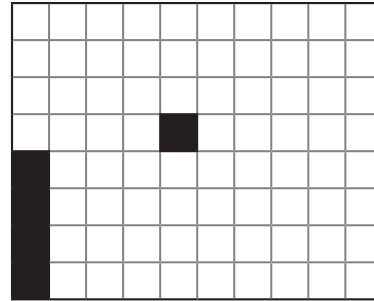


For the problems below, arrange all of the squares listed to completely cover each grid.


- 81.
- Five with area 4 squares
  - Two with area 9 squares
  - Two with area 16 squares



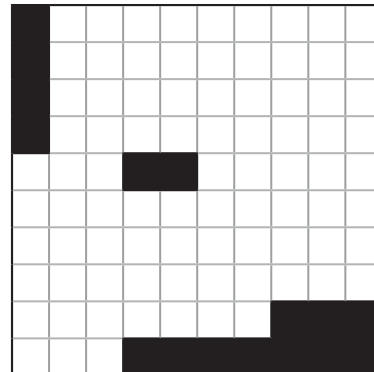
- 82.
- Two with area 9 squares
  - Two with area 16 squares
  - One with area 25 squares



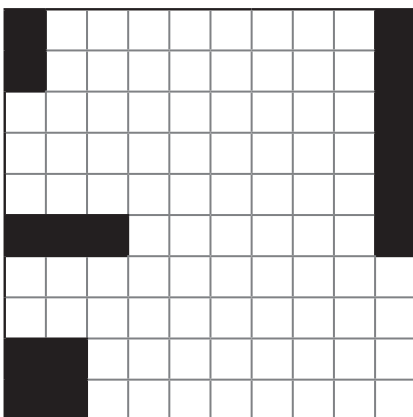
- 83.
- One with area 4 squares
  - One with area 9 squares
  - Two with area 16 squares
  - One with area 36 squares



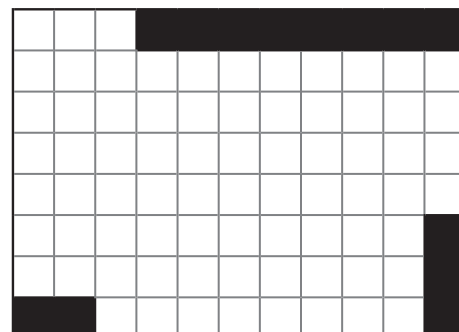
- 84.
- Three with area 9 squares
  - Two with area 16 squares
  - One with area 25 squares



- 85.
- Two with area 4 squares
  - One with area 9 squares
  - Two with area 16 squares
  - One with area 36 squares

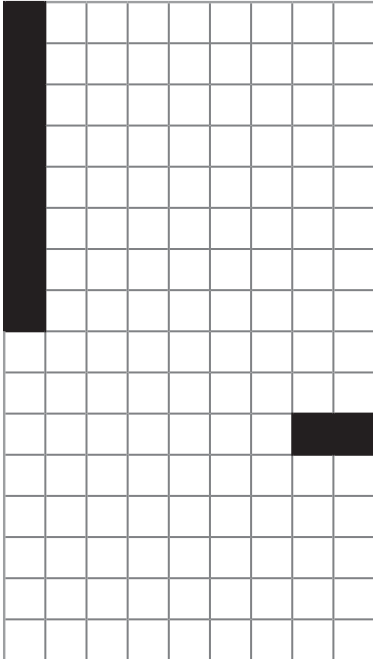


- 86.
- Four with area 4 squares
  - Two with area 9 squares
  - One with area 16 squares
  - One with area 25 squares




For the problems below, arrange all of the squares listed to completely cover each grid.

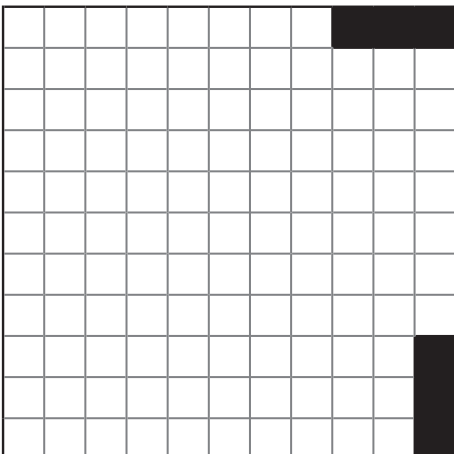
- 87.**
- One with area 4 squares
  - One with area 9 squares
  - Two with area 16 squares
  - One with area 25 squares
  - One with area 64 squares



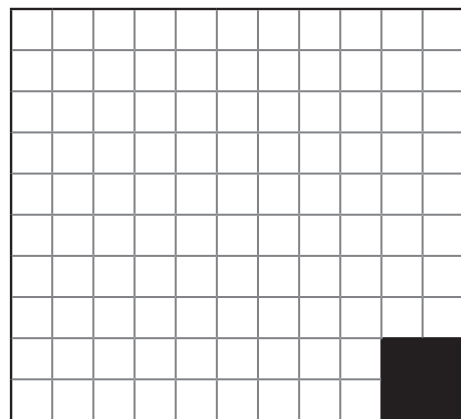
- 88.**
- Two with area 9 squares
  - Two with area 16 squares
  - One with area 25 squares
  - One with area 49 squares
  - One with area 81 squares



- 89.**
- Two with area 9 squares
  - Three with area 16 squares
  - One with area 49 squares

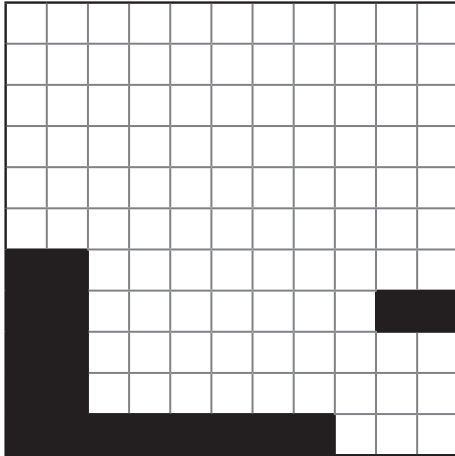


- 90.**
- One with area 4 squares
  - One with area 16 squares
  - Two with area 25 squares
  - One with area 36 squares



For the problems below, arrange all of the squares listed to completely cover each grid.

- 91.**
- Two with area 4 squares
  - Two with area 9 squares
  - One with area 16 squares
  - One with area 25 squares
  - One with area 36 squares



- 92.**
- Three with area 4 squares
  - Four with area 9 squares
  - One with area 16 squares
  - Two with area 25 squares

