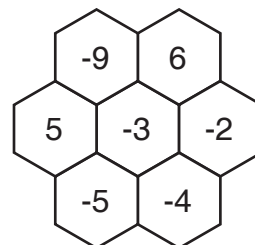
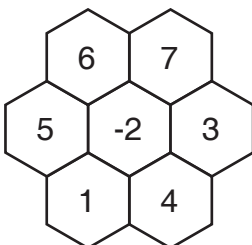
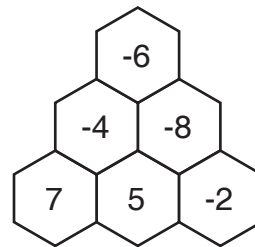
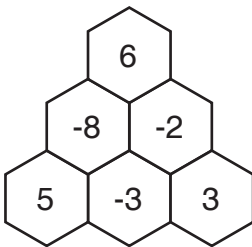
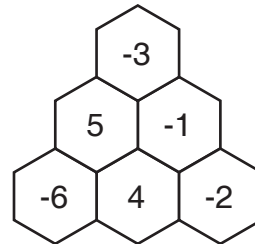
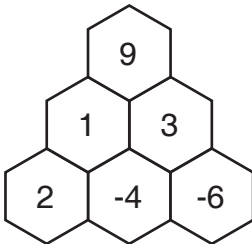
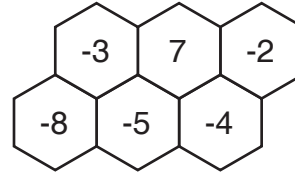
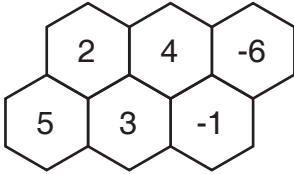
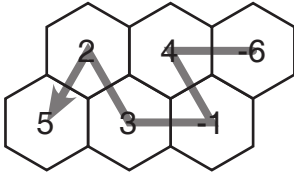


Trace a path in each hexagonal grid below that creates a path of increasing products.

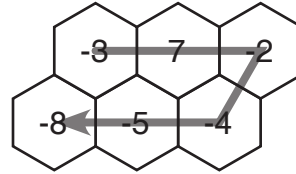


# Hive Puzzles Key

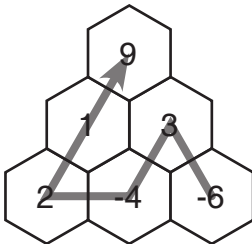
Practice 5A: Chapter 2, page 50-51



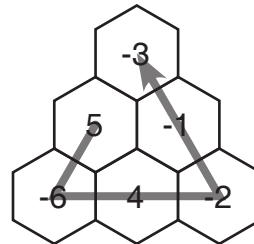
Products:  
-24, -4, -3, 6, 10



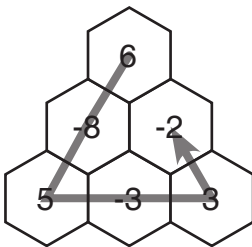
Products:  
-21, -14, 8, 20, 40



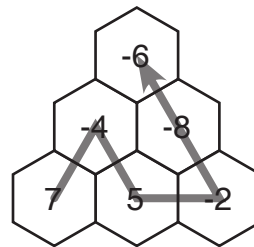
Products:  
-18, -12, -8, 2, 9



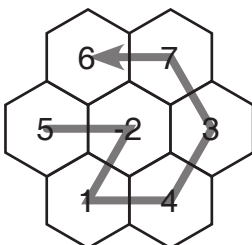
Products:  
-30, -24, -8, 2, 3



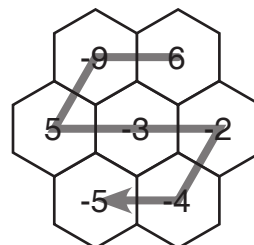
Products:  
-48, -40, -15, -9, -6



Products:  
-28, -20, -10, 16, 48



Products:  
-10, -2, 4, 12, 21, 42



Products:  
-54, -45, -15, 6, 8, 20