

# SUBTRACTION

## DIFFERENCE & TAKE-AWAY

We've learned two ways to think about subtraction problems. Both will always give the same answer, but sometimes one will be easier than the other:

1. Start with the first number and **take away** the second. This is often easier when you are taking away a small amount.

$$59 - 6 = 53$$

2. Find the **difference** between the two numbers. This is often easier when the two numbers you are subtracting are close.

$$59 - 53 = 6$$

We also learned how addition and subtraction are related. Both examples above are related to the addition  $53 + 6 = 59$ .

### PRACTICE

Subtract. Think about whether it's easier to take away, or to find the difference.

130.  $38 - 35 = \underline{\quad}$

131.  $38 - 3 = \underline{\quad}$

132.  $26 - 5 = \underline{\quad}$

133.  $26 - 21 = \underline{\quad}$

134.  $33 - 29 = \underline{\quad}$

135.  $33 - 4 = \underline{\quad}$

# SUBTRACTION

## DIFFERENCE & TAKE-AWAY



Getting good takes practice!

Practice subtraction by taking away or finding the difference.

Use addition to check your answers.

### PRACTICE

Subtract. Think about whether it's easier to take away, or to find the difference. Then, add to check your work.

Ex.  $50 - 6 = \underline{44}$   
 $44 + 6 = 50 \checkmark$

136.  $77 - 71 = \underline{\quad}$

137.  $44 - 39 = \underline{\quad}$

138.  $94 - 7 = \underline{\quad}$

139.  $94 - 87 = \underline{\quad}$

140.  $50 - 44 = \underline{\quad}$

141.  $77 - 6 = \underline{\quad}$

142.  $44 - 5 = \underline{\quad}$

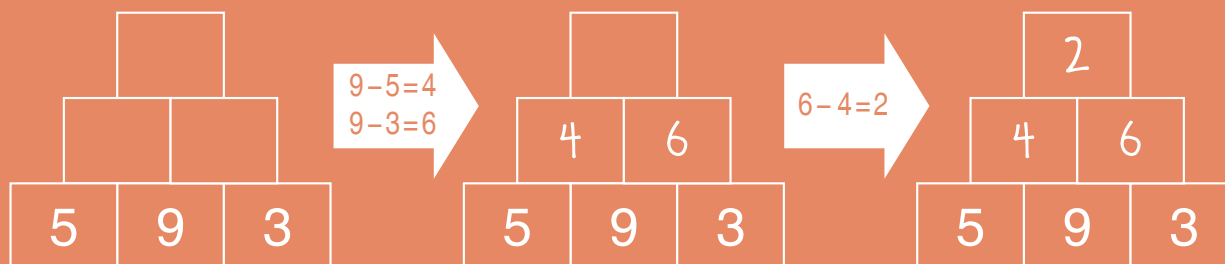
143. Draw lines to connect every problem on the left to the problem on the right that uses the same three numbers.

# SUBTRACTION

## DIFFERENCE PYRAMIDS

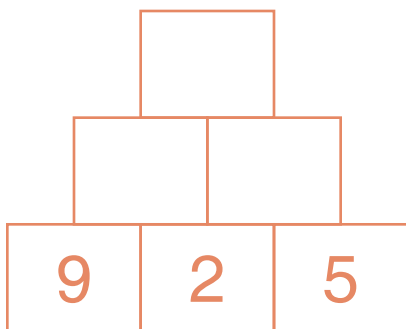
In a Difference Pyramid, the number in each block is the difference between the two numbers below it.

For any two numbers that are next to each other, we subtract the small number from the large one to get the number above.

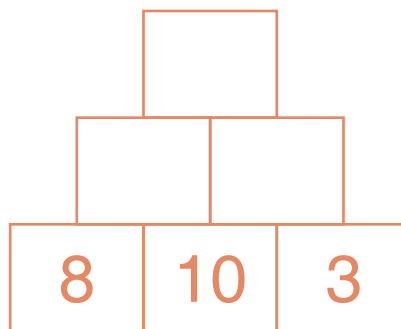


**PRACTICE** | Complete each Difference Pyramid puzzle below.

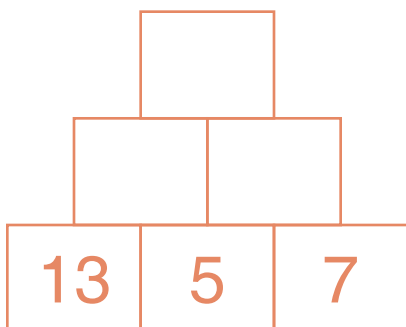
144.



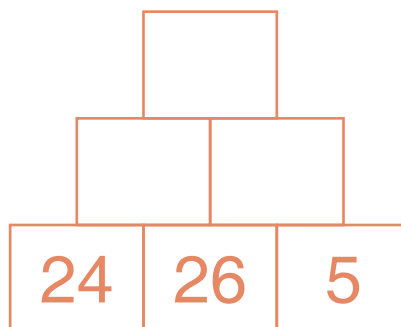
145.



146.

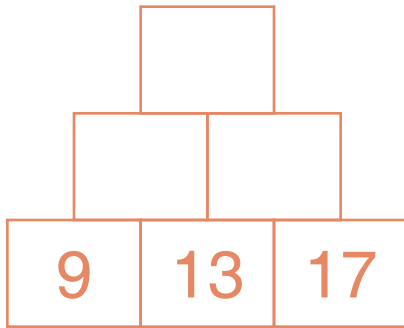


147.

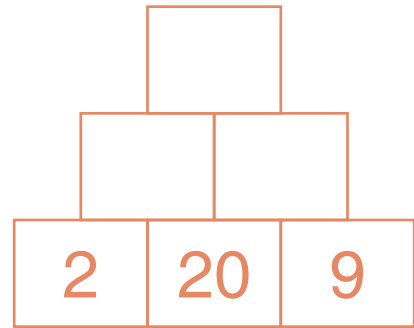


# SUBTRACTION DIFFERENCE PYRAMIDS

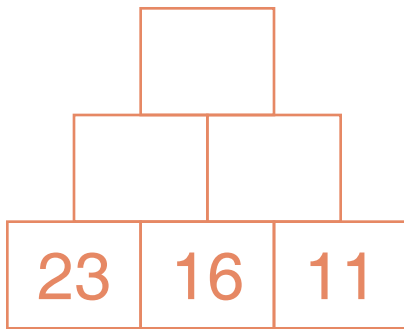
148.



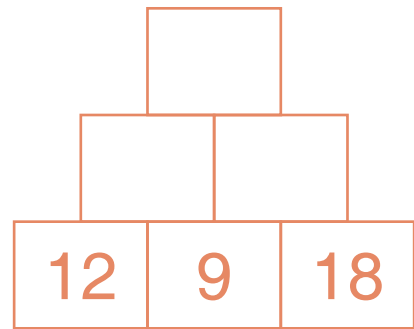
149.



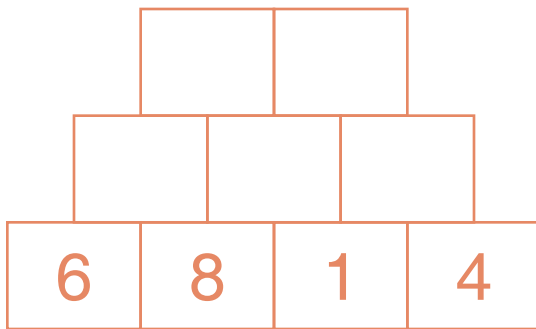
150.



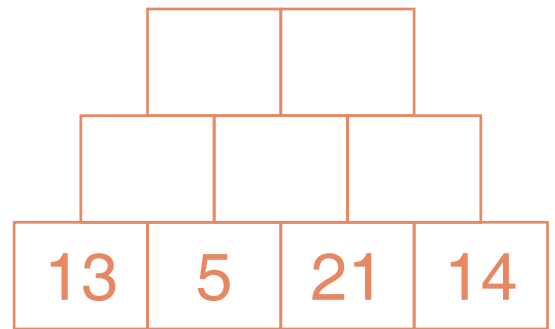
151.



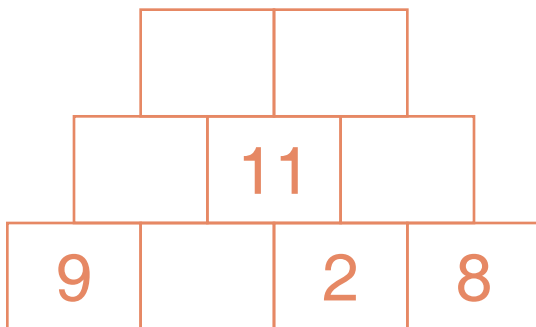
152.



153.



154.



155.

